

Ferrule

**FWC 600V 6-32A**

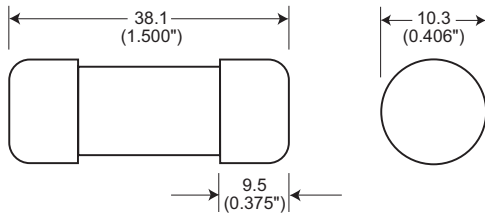
Electrical Characteristics				Ordering Information				Dimensions	Curves
Size	Rated Current RMS-Amps	I²t (A²S)		Watts Loss	Part Number	Carton Qty.	Carton Weight (kg)	Figure Number	BIF #
		Pre-arc	Clearing at 600V						
10 × 38mm ( <sup>13</sup> / <sub>32</sub> " )	6	4	30	1.5	FWC-6A10F	10	0.100	Fig. 1	35785306
	8	6	50	2.0	FWC-8A10F				
	10	9	70	2.5	FWC-10A10F				
	12	15	120	3.0	FWC-12A10F				
	16	25	150	3.5	FWC-16A10F				
	20	34	260	4.8	FWC-20A10F				
	25	60	390	6.0	FWC-25A10F				
	32	95	600	7.5	FWC-32A10F				

- Interrupting rating 200kA RMS Symmetrical.
- Watts loss provided at rated current.
- (400 Vdc/Interrupting rating 50kA) U.L. Recognition: 32A
- (700 Vdc/Interrupting rating 50kA) U.L. Recognition: 6 - 25A

1 kg = 2.2 lbs. 1 lb = 0.45 kg

**Dimensions**

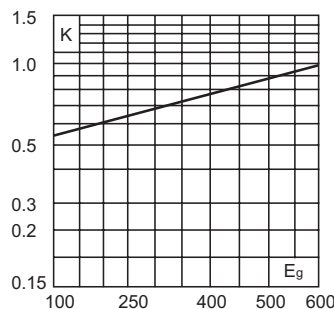
Fig. 1: 6-32 Amp Range



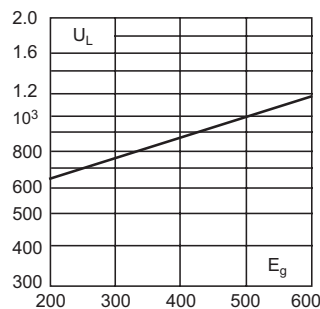
Dimension in mm.  
1mm = 0.0394" 1" = 25.4mm

**Electrical Characteristics****Total Clearing I<sup>2</sup>t**

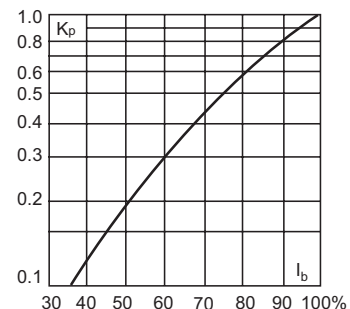
The total clearing I<sup>2</sup>t at rated voltage and at power factor of 15% are given in the electrical characteristics. For other voltages, the clearing I<sup>2</sup>t is found by multiplying by correction factor, K, given as a function of applied working voltage, E<sub>g</sub>, (RMS).

**Arc Voltage**

This curve gives the peak arc voltage, U<sub>L</sub>, which may appear across the fuse during its operation as a function of the applied working voltage, E<sub>g</sub>, (RMS) at a power factor of 15%.

**Power Losses**

Watts loss at rated current is given in the electrical characteristics. The curve allows the calculation of the power losses at load currents lower than the rated current. The correction factor, K<sub>p</sub>, is given as a function of the RMS load current, I<sub>b</sub>, in % of the rated current.



The only controlled copy of this BIF document is the electronic read-only version located on the Bussmann Network Drive. All other copies of this document are by definition uncontrolled. This bulletin is intended to clearly present comprehensive product data and provide technical information that will help the end user with design applications. Bussmann reserves the right, without notice, to change design or construction of any products and to discontinue or limit distribution of any products. Bussmann also reserves the right to change or update, without notice, any technical information contained in this bulletin. Once a product has been selected, it should be tested by the user in all possible applications.